



J THOMAS & COMPANY PRIVATE LIMITED

GUWAHATI MARKET SYNOPSIS - SALE 12/2025

(*NEW SEASON TEAS ONLY)

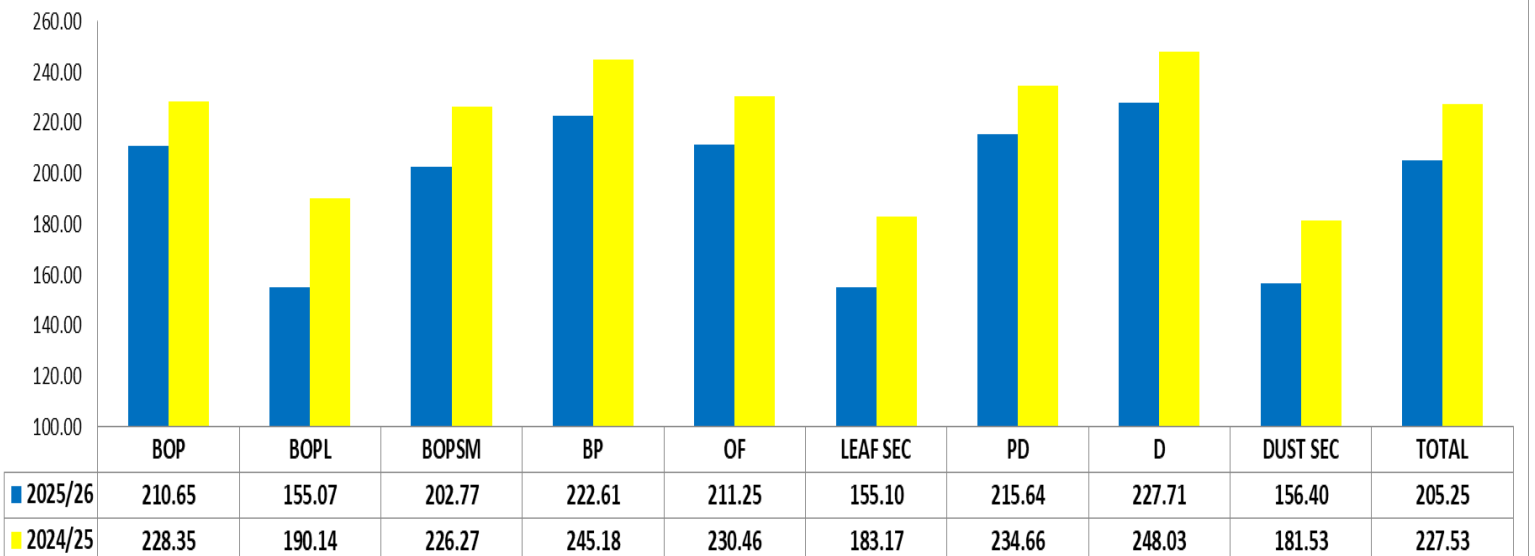
Market Report	
LEAF	DUST
<ul style="list-style-type: none"> * Market witnessed good demand. * Very nominal weight of new season teas were on offer. * Best sorts sold 450+, Good category sold 350+, Mediums sold 300+. 	<ul style="list-style-type: none"> * Market witnessed good demand. * Very nominal quantity of new season teas sold at dearer levels to last year.

Buying Analysis	
LEAF	DUST
<ul style="list-style-type: none"> * WI: Operated. * Internals/Locals: Good support. * Exporters: Operated. 	<ul style="list-style-type: none"> * WI: Operated. * Internals/Locals: Good support.

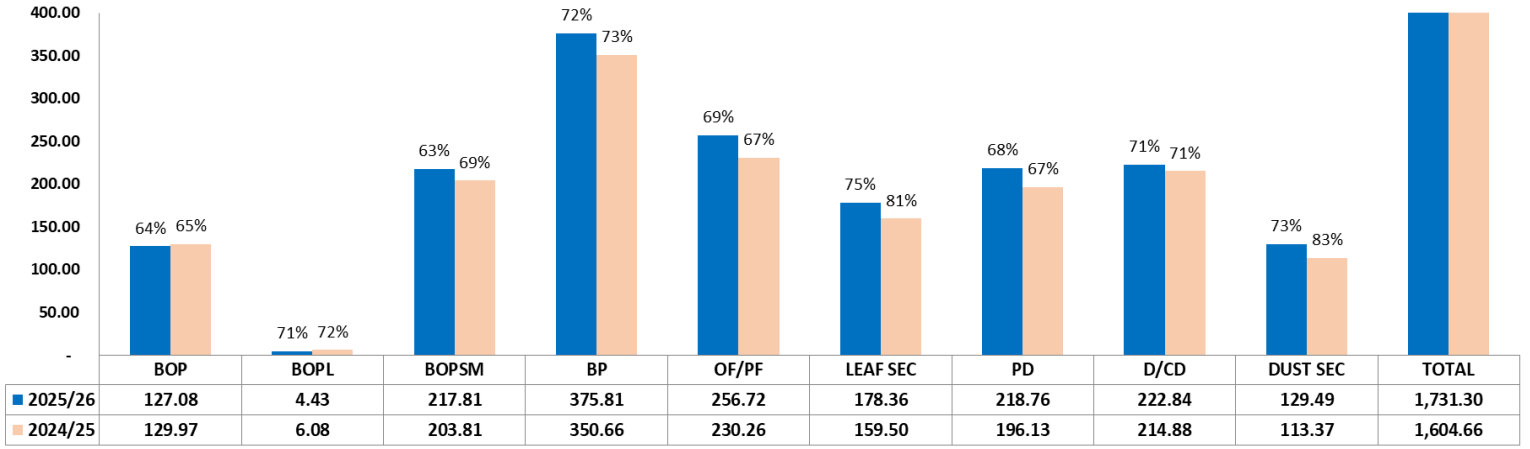
AUCTION AVERAGES												
	2025/26			2024/25			2023/24			UPTO SALE 12		
	SALE 12	SALE 10	+/-	SALE 09	SALE 07	+/-	SALE 10	SALE 08	+/-	2025/26	2024/25	2023/24
LEAF	157.29	151.73	5.56	149.20	147.16	2.04	123.14	125.12	-1.97	204.43	226.98	186.01
DUST	150.94	146.88	4.06	149.39	134.94	14.45	111.82	115.43	-3.61	206.92	228.65	179.85
TOTAL	155.35	150.02	5.33	149.26	143.58	5.69	118.37	121.44	-3.07	205.25	227.53	184.27

GTAC AUCTION AVERAGES										
SALE		4	5	6	7	8	9	10	12	
LEAF	2025/26	158.18	154.86	153.45	146.59	157.98	0.00	151.73	157.29	
	2024/25	143.90	149.59	153.16	147.16	0.00	149.20	0.00	0.00	
DUST	2025/26	144.58	152.40	142.38	142.49	147.91	0.00	146.88	150.94	
	2024/25	138.78	145.21	143.28	134.94	0.00	149.39	0.00	0.00	
TOTAL	2025/26	153.94	153.97	148.76	145.12	155.43	0.00	150.02	155.35	
	2024/25	142.50	148.25	150.46	143.58	0.00	149.26	0.00	0.00	

GTAC Grade Wise Averages Upto Sale 12



GTAC Grade Wise Sold Quantities & Sold % Upto Sale 12



OFFER / SOLD QUANTITY & AVERAGE PRICE (2025/26)

	THIS SALE				LAST SALE				UPTO SALE 12			
	OFFERED	SOLD	AVG.	OUT %	OFFERED	SOLD	AVG.	OUT %	OFFERED	SOLD	AVG.	OUT %
BROKENS	1,12,414	64,192	185.49	43%	1,70,898	1,48,989	164.27	13%	11,16,17,254	7,53,49,347	212.83	32%
FANNINGS	79,611	53,067	157.75	33%	1,01,208	89,699	137.01	11%	3,74,67,424	2,56,72,298	211.25	31%
LEAF SEC.	53,720	45,691	117.13	15%	20,777	16,876	119.20	19%	1,96,58,214	1,50,00,589	150.52	24%
LEAF TOTAL	2,45,745	1,62,951	157.29	34%	2,92,883	2,55,564	151.73	13%	16,87,42,892	11,60,22,234	204.43	31%
	THIS SALE				LAST SALE				TO DATE			
	OFFERED	SOLD	AVG.	OUT %	OFFERED	SOLD	AVG.	OUT %	OFFERED	SOLD	AVG.	OUT %
DUST	50,183	41,485	180.53	17%	1,14,368	1,05,222	157.68	8%	6,35,56,570	4,41,59,546	221.73	31%
DUST SEC.	35,743	29,951	109.97	16%	35,839	33,484	112.96	7%	1,77,85,107	1,29,48,522	156.40	27%
DUST TOTAL	85,927	71,436	150.94	17%	1,50,207	1,38,706	146.88	8%	8,13,41,677	5,71,08,068	206.92	30%
TOTAL	3,31,672	2,34,387	155.35	29%	4,43,090	3,94,270	150.02	11%	25,00,84,569	17,31,30,303	205.25	31%

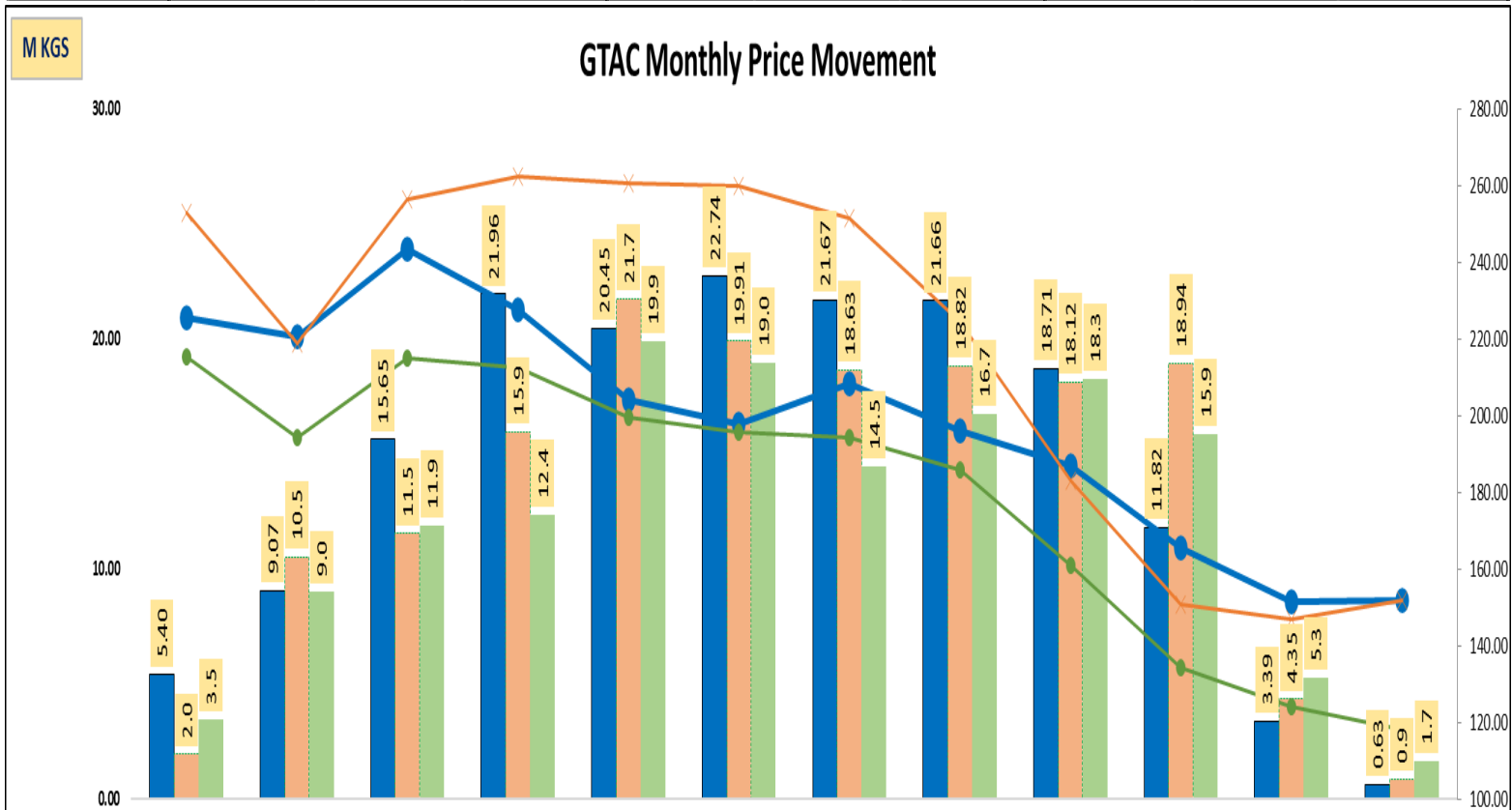
OFFER / SOLD QUANTITY & AVERAGE PRICE

LEAF	THIS SALE				LAST SALE				UPTO SALE 12			
	OFFERED	SOLD	AVG.	OUT %	OFFERED	SOLD	AVG.	OUT %	OFFERED	SOLD	AVG.	OUT %
2025/26	2,45,745	1,62,951	157.29	34%	2,92,883	2,55,564	151.73	13%	16,87,42,892	11,60,22,234	204.43	31%
2024/25	7,06,302	5,00,577	149.20	29%	20,45,876	14,89,768	147.16	27%	15,23,83,080	10,80,27,803	226.98	29%
DUST	OFFERED	SOLD	AVG.	OUT %	OFFERED	SOLD	AVG.	OUT %	OFFERED	SOLD	AVG.	OUT %
2025/26	85,927	71,436	150.94	17%	1,50,207	1,38,706	146.88	14688%	8,13,41,677	5,71,08,068	206.92	30%
2024/25	3,71,940	2,54,755	149.39	32%	11,36,708	6,18,322	134.94	46%	7,32,14,959	5,24,37,909	228.65	28%
TOTAL	OFFERED	SOLD	AVG.	OUT %	OFFERED	SOLD	AVG.	OUT %	OFFERED	SOLD	AVG.	OUT %
2025/26	3,31,672	2,34,387	155.35	29%	4,43,090	3,94,270	150.02	11%	25,00,84,569	17,31,30,303	205.25	31%
2024/25	10,78,242	7,55,332	149.26	30%	31,82,583	21,08,091	143.58	34%	22,55,98,039	16,04,65,712	227.53	29%

PRICE RANGE

% OF TEAS SOLD	LEAF					DUST				
	2025/26		UPTO SALE 12			2025/26		UPTO SALE 12		
	SALE 12	SALE 10	2025/26	2024/25	2023/24	SALE 12	SALE 10	2025/26	2024/25	2023/24
BELOW 150	73	62	29	17	36	77	65	27	15	40
BETWEEN 151.00-200.00	13	27	25	22	28	7	25	25	22	26
BETWEEN 201.00-250.00	1	6	20	28	21	1	4	19	28	20
BETWEEN 251.00-300.00	5	2	16	17	9	9	4	17	17	10
BETWEEN 301.00-350.00	3	2	8	10	4	1	2	8	12	2
ABOVE 350.00	5	1	3	6	2	5	0	4	5	1

FUTURE FRESH OFFERING (IN PACKAGES)									
SALE NO	THIS YEAR-2025			LAST YEAR-2024			DIFFERENCE		
	LEAF	DUST	TOTAL	LEAF	DUST	TOTAL	LEAF	DUST	TOTAL
13	NO SALE			8,406	2,208	10,614	-8,406	-2,208	-10,614
14	8,753	2,686	11,439	15,980	4,304	20,284	-7,227	-1,618	-8,845
15	22,589	5,884	28,473	22,731	7,506	30,237	-142	-1,622	-1,764
TOTAL	7,377	3,322	10,699	6,381	1,954	8,335	996	1,368	2,364



	APR	MAY	JUNE	JULY	AUG	SEPT	OCT	NOV	DEC	JAN	FEB	MAR
2025 AVG.	225.49	220.63	243.58	227.80	204.29	197.67	208.53	196.06	187.08	165.65	151.34	152.01
2024 AVG.	252.77	219.00	256.54	262.32	260.67	260.10	251.52	224.62	183.13	150.73	146.92	152.01
2023 AVG.	215.34	194.23	215.06	212.53	199.50	195.65	194.48	185.85	160.86	134.31	124.23	118.06

* Please note March 2025-26 Price is calculated on SALE 10,12 Only

GTAC BUYING FOR THE SALE 10												
	LEAF				DUST				TOTAL			
	Kgs	AVG	%		Kgs	AVG	%		Kgs	AVG	%	
OFFER	2,45,745.3 Kgs				85,926.6 Kgs				3,31,671.9 Kgs			
SOLD	1,62,950.5 Kgs				71,436.3 Kgs				2,34,386.8 Kgs			
SOLD %	66%				83%				71%			
ZONE	Kgs	AVG	%		Kgs	AVG	%		Kgs	AVG	%	
TCPL	1,876	126.19	1%	TCPL	0	-	0%	TCPL	1,876	126.19	1%	
HUL	0	-	0%	HUL	0	-	0%	HUL	0	-	0%	
W.India	43,847	193.10	27%	W.India	16,466	161.14	23%	W.India	60,314	184.37	26%	
WI.Pack	3,942	188.25	2%	WI.Pack	2,104	197.93	3%	WI.Pack	6,046	191.62	3%	
N.India	47,784	147.78	29%	N.India	10,632	110.34	15%	N.India	58,415	140.97	25%	
NI.Pack	6,300	118.14	4%	NI.Pack	0	-	0%	NI.Pack	6,300	118.14	3%	
Packeteers	7,376	118.30	5%	Packeteers	0	-	0%	Packeteers	7,376	118.30	3%	
C.India	13,191	139.83	8%	C.India	1,460	262.68	2%	C.India	14,652	152.07	6%	
Exports	16,224	154.22	10%	Exports	0	-	0%	Exports	16,224	154.22	7%	
Local	13,435	135.42	8%	Local	15,059	165.88	21%	Local	28,494	151.52	12%	
S.India	1,540	135.85	1%	S.India	17,686	131.30	25%	S.India	19,226	131.67	8%	
Others	7,436	152.06	5%	Others	8,029	166.39	11%	Others	15,465	159.50	7%	
TOTAL	1,62,951	157.29	100%	TOTAL	71,436	150.94	100%	TOTAL	2,34,387	155.35	100%	

GTAC ASSAM BATTING ORDER UPTO SALE 12

MARK	2025-26			2024-25		
	RANK	KGS	AVG	RANK	KGS	AVG
HOOKHMOL	1	1,66,474	455.48	1	1,70,935	437.94
HALMARI	2	4,95,860	402.71	2	4,76,542	410.46
HATIMARA	3	4,83,069	394.85	3	3,17,359	387.83
DECKIAJULI	4	5,73,610	387.20	6	6,13,918	334.41
DOOLAHAT	5	3,14,007	348.75	20	2,73,962	314.29
KAMARBUND	6	2,41,669	343.31	4	2,24,675	354.56
GHILLIDARY	7	2,05,776	334.00	8	2,37,466	331.91
BANAMALIE	8	1,82,011	332.82	9	2,18,039	330.75
DOOMNI	9	10,53,463	332.69	13	10,92,352	321.70
GELAKEY	10	3,10,122	330.49	10	3,47,775	327.68
HIRAJULI	11	2,04,820	330.06	17	2,86,101	317.14
JAMIRAH	12	2,05,142	325.23	14	2,47,737	321.53
CHARAIDEOPREMIUM	13	2,64,789	324.60	30	2,47,141	301.91
DEHA	14	4,09,287	322.32	11	3,85,641	326.69
DEOHALL	15	7,58,481	320.48	41	7,15,196	295.18
LOHPOHIA	16	1,60,390	319.09	31	2,49,641	300.96
NARAYANPUR	17	1,83,189	311.82	18	2,86,466	316.22
HALMIRA	18	4,19,268	305.47	26	2,10,016	305.71
DUFLATING	19	2,94,981	304.92	5	2,89,654	338.89
KHONA	20	3,57,018	304.88	15	3,00,833	318.50
SOCKETING	21	4,28,316	303.52	12	2,53,194	324.43
SOCKLATINGA	22	2,50,104	301.95	21	2,31,490	313.20
NYAGOGRA	23	1,01,193	301.60	65	3,45,075	274.96
BORSILLAH	24	4,29,678	299.84	7	3,29,965	333.09
BIJLEEJAN	25	8,51,905	298.09	37	8,17,114	297.31

* Above 1 LAKH Kgs

ASSAM BATTING ORDER (GTAC+CTTA) UPTO SALE 12

MARK	2025-26			2024-25		
	RANK	KGS	AVG	RANK	KGS	AVG
HOOKHMOL	1	3,97,072	459.95	2	3,95,653	441.90
GATOONGA	2	4,29,522	413.90	1	5,84,754	452.32
HATIMARA	3	4,83,069	394.85	5	4,20,327	399.49
HALMARI	4	8,23,053	392.20	4	7,56,766	403.46
MOKRUNG	5	1,97,666	392.09	3	4,36,536	420.81
DECKIAJULI	6	5,73,610	387.20	16	6,13,918	334.41
DOOLAHAT	7	5,84,481	358.01	23	6,48,607	325.13
SALKATHONI	8	4,78,056	353.83	9	6,71,803	354.18
KAMARBUND	9	2,41,669	343.31	8	2,24,675	354.56
GHILLIDARY	10	2,20,807	338.20	10	3,67,237	347.06
KHARIKATIA	11	5,57,494	336.71	13	5,95,313	339.93
BORJAN	12	5,52,405	335.98	14	5,38,896	338.66
BANAMALIE	13	1,82,011	332.82	19	2,18,039	330.75
DOOMNI	14	10,59,400	332.62	26	11,01,029	321.30
GELAKEY	15	3,10,122	330.49	20	3,47,775	327.68
HIRAJULI	16	2,04,820	330.06	28	2,86,101	317.14
JAMIRAH	17	2,05,142	325.23	25	2,47,737	321.53
CHARAIDEOPREMIUM	18	2,64,789	324.60	46	2,47,141	301.91
DEHA	19	4,09,287	322.32	21	3,85,641	326.69
DEOHALL	20	7,58,481	320.48	62	7,15,196	295.18
HAJUA	21	5,79,303	319.57	7	6,25,165	354.76
LOHPOHIA	22	1,60,390	319.09	47	2,49,641	300.96
DOOMURDULLUNG	23	6,27,192	313.23	6	6,90,797	377.85
KAKADONGA	24	2,08,006	313.17	24	2,15,753	321.89
DUFLATING	25	5,72,159	311.74	22	5,69,176	325.99

* Above 1 LAKH Kgs

Follow us on:

